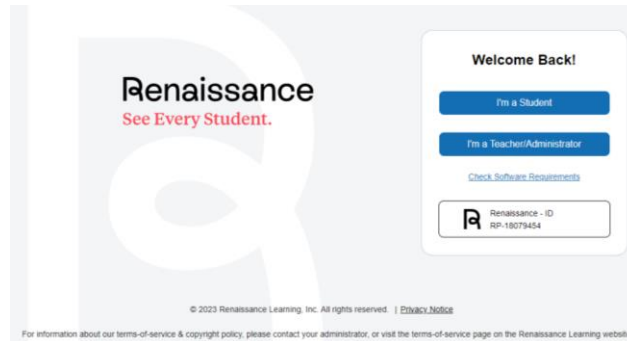


Mrs Talmage’s guide to using Accelerated Reader (AR)

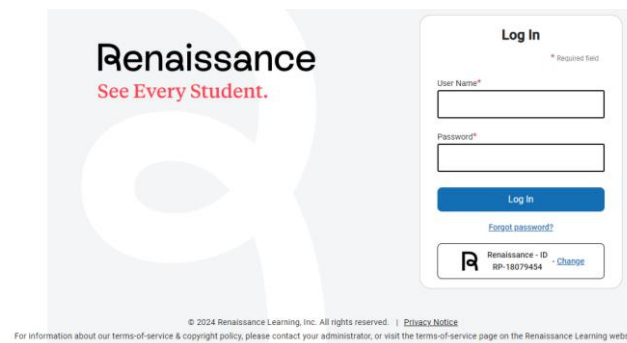
The URL to access AR for The Vine School is:

<https://global-zone61.renaissance-go.com/welcomeportal/6700951>

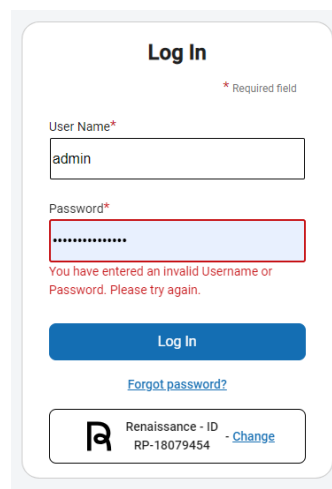
It is important to use this URL rather than searching for “accelerated reader” or “renaissance place” in a search engine, because we have a URL specific to this school. You will see a screen that look like this:



Click on the blue button that reads “I’m a Student”. This will take you to the login screen:



Your child will have been given a username and a password for AR. The username usually consists of their first initial and the first 3 letters of their surname. Enter those details are entered on the login screen.



If at this point you see an error message, and you are sure that you have entered the correct details, check the Renaissance ID at the bottom of the screen. The ID should read **RP-18079454**

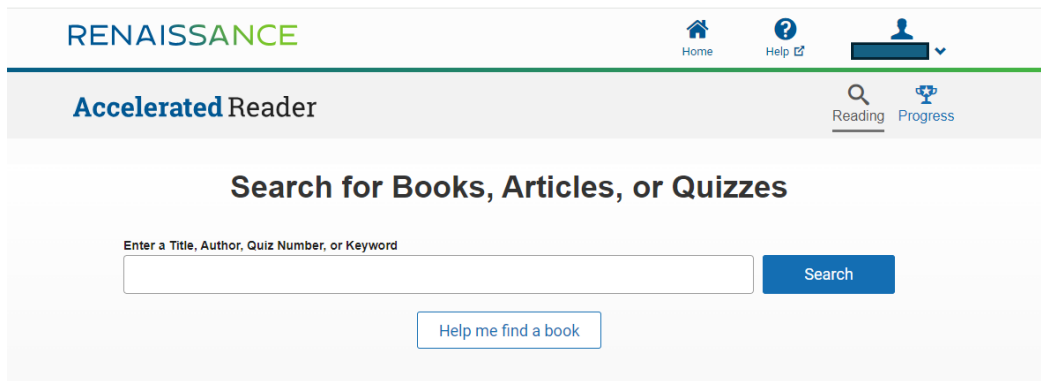
– this is the unique ID for The Vine School. If it doesn't display this number, click on "Change" and type in the correct ID number, then try entering the username and password again.

Not all books are on the AR system. In school, books on which pupils can do quizzes have a sticker with a level written on:

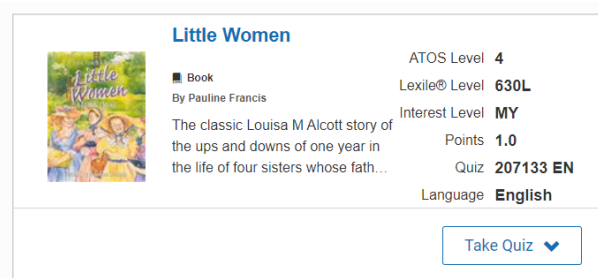


The sticker may be orange or blue – there is no difference. Your child will have been given a reading range, based on the Star Test that they take in school. This may not be exactly the same as the ZPD that you see on their account, but will be based on their progress and may move up or down over the year. If your child brings home a book with a white sticker saying, "Learning Centre (not on AR)", then they will not be able to do a quiz on that book.

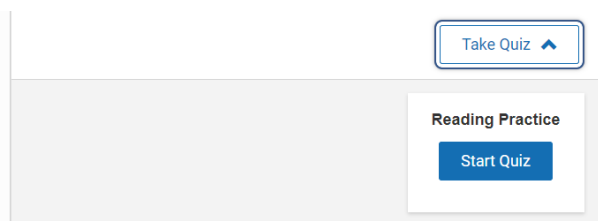
When you log in to AR, there are two screen available, selected from the links at the top right of the screen. This is the default screen:




From here, your child can search for a book and take a quiz.



When you select "Take Quiz", a further option comes up to select the type of quiz. Standard comprehension quizzes are "Reading Practice", but there are also vocabulary quizzes available and your child is very welcome to try those as well if they wish.



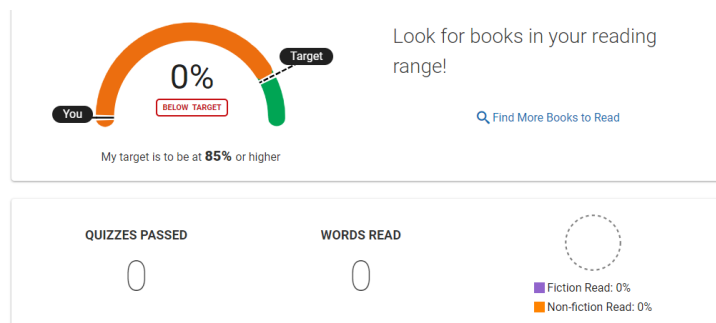
If you click on the link marked “Progress”, you will be directed to a second screen that shows your child’s progress towards their points target for the half term.



There is a second target displayed, but this refers to their accuracy in tests and does not reflect when they will receive a certificate for reaching their target (Y3-6 only).



Years 3-6: Once your child has reached their points target for the half term, they will be awarded a certificate during worship and their name will be published in The Grapvine. Their progress towards their target is recorded on the website and is displayed on a ‘bookshelf’ display in the corridor in school.



There are also awards for Word Millionaire and Word Multi-Millionaire – your child’s progress towards these goals is recorded at the bottom of the “Progress” screen.

If your child wants to read a specific book, or you would like to know the level or points value of a book, you can use the Accelerated Reader Bookfinder website:

<https://www.arbookfind.co.uk/default.aspx>

This site offers two options for searching, a “Quick Search” and an “Advanced Search”. If you use the advanced search option, you can specify the level or interest level (age) of the books you want to find, or search for a specific series or author. However, you must be sure to enter the details accurately, because the search is very precise; “Quick Search” offers a more flexible search.

Title	<input type="text"/>
Author	<input type="text"/>
Series	<input type="text"/>
Publisher	<input type="text"/>
ISBN	<input type="text"/>
Quiz Released	<input type="text" value="Any Time"/> <input type="text" value="Any Quiz Type"/>
<input checked="" type="checkbox"/> Interest Level	<input type="text" value="Lower Years, Ages 5 to 8"/>
<input checked="" type="checkbox"/> ZPD Range/ATOS Book Level	<input type="text" value="2.8"/> through <input type="text" value="3.8"/> Show Lexile® Measure
	select an Interest Level first
Additional Criteria	<input type="text" value="All Topics"/>
	<input type="text" value="All Subtopics"/>
	<input type="text" value="Fiction and Non-fictio"/>

Your child is absolutely welcome to quiz on books from home or from the public library (which also offers a free ordering service for children’s books), even if they are outside their allocated book level. However, we do ask that they only do this if they are passing the quizzes, because consistently failing quizzes (i.e. achieving below 60% or 70%, depending on the book level) is demoralising for the child.

AR quizzes are about comprehension, not memory, so your child should have the book with them when they take the quiz so that they can refer to it and find the answers. It is absolutely acceptable to help your child to access the quiz by reading both the questions and the answers (or selecting the function which reads the question to them), but please do not help them to find the answers. Their allocated reading range is based on their ability to understand the books they are reading and it is important that this reflects their comprehension. It is, of course, absolutely fine to prompt them to look for the answers in the book or ask open questions like, “Do you remember when that happened in the book?”

If you have any further difficulties logging in to AR, please email Mrs Talmage via office@thevine.cambs.sch.uk and I will do my best to help you resolve them. If your child forgets their password, this can be retrieved or reset.