




Preschool	ENGLISH	C&L	MATHS	RELIGIOUS EDUCATION	PD (PE)	PSED (PSHCE)	UTW (History, Geography, Science, Computing)	EAD (Art, DT, Music)
<p>WEEK 1 8.6.26</p>  <p>DOCTORS</p>	<p>Focus Story: Real Superheroes Reading – Engage in extended conversations about stories. Writing – mark making Phonics – Phase 1, Aspect 4 Rhythm & rhyme,</p>	<p>To talk about a visit to the doctor Dr Visit or watch Dr Ranj, talk about our own visits to the doctor</p>	<p>To show the right number of objects to match the numeral Number recognition recap, counting practice and matching numerals to amounts in play. Eg To drive 5 cars to the number 5.</p>	<p>Islam: To learn the story of Muhammed (pbuh) and the ants</p>	<p>To run, jump and throw. Sports Day run through</p>	<p>To talk about what I did in the half term break. Share Tapestry and talk in small groups.</p>	<p>To explore and talk about different forces Testing materials to see which are magnetic / non-magnetic (e.g. coins, plastic, metal spoons)</p>	<p>To use the instruments to express ideas. Identify different instrument sounds and then add these sounds for the actions in the story "We're going on a bear hunt."</p>
<p>WEEK 2 15.6.26</p>  <p>POLICE Teddy bears picnic Weds 11 am</p>	<p>Focus Story: Real Superheroes Reading Recognise name without photo. Writing Write some or all of their name Phonics Phase 1, Aspect 5 Alliteration,</p>	<p>To talk about the job of a police officer Watch the tour of the police station and talk about the job of a police officer.</p>	<p>To make comparisons between objects relating to size. Problem solving and discussion with comparing objects.</p>	<p>Islam: To learn the story of Muhammed (pbuh) and the crying camel</p>	<p>To throw a foam javelin. Model how to throw a javelin to go far and record results. Talk about how to be supportive and respectful sports person.</p>	<p>To talk about how to keep safe in the summer. What can help us stay safe in summer. Hats, water, shade.</p>	<p>To explore and talk about different forces Testing surfaces to learn about friction – toy cars rolling on different ramps (e.g. cardboard tube, wooden plank, carpet)</p>	<p>To understand how music can be used to express ideas. Listen to an orchestra with a story and then use the instruments to retell stories in play. Cbeebies musical story land</p>
<p>WEEK 3 22.6.26</p>  <p>FIRE PEOPLE</p>	<p>Focus Story: Fire People Reading Recognise name without photo. Writing Write some or all of their name Phonics Phase 1, Aspect 6 – Voice sounds, initial letter sounds</p>	<p>To talk about the job of a fire fighter Fire fighter visit or read the story of flashing fire engines, talk about staying safe around fire and fire evacuation.</p>	<p>To say one number for each item in order: 1,2,3,4,5</p>	<p>Judaism: To learn about the story of Moses and the 10 Commandments https://www.youtube.com/watch?v=vbyTyHzeBj8&t=16s</p>	<p>To jump safely. Model how to jump with swinging arms and bended knees and record results. Talk about how to be supportive and respectful sports person.</p>	<p>To talk about the job of a fire fighter. Fire fighter visit or read the story of flashing fire engines, talk about staying safe around fire and fire evacuation.</p>	<p>To use drawing to express what you have heard. Drawing to a piece of classical music</p>	
<p>WEEK 4 29.6.26</p>  <p>TEACHERS Summer fete 3rd July</p>	<p>Focus Story: Topsy and Tim Start School Reading learning new vocabulary Writing – letter formation Phonics – Phase 1, Aspect 7 – Oral blending and segmenting</p>	<p>To talk about my time in pre-school and moving into school Watch Topsy and Tim then in groups talk about the move into school.</p>	<p>To compare quantities using language: 'more than', 'fewer than' Problem solving in play.e.g Who has more blocks. Problem solving adult led activities.</p>	<p>Judaism: To learn about the story of Moses and the Burning Bush</p>	<p>To pass a baton. Model run and pass baton to partner. When finished sit down to see which team has won. Talk about how to be supportive and respectful sports person.</p>	<p>What has made you happy/sad this year in pre-school. To express your feelings. Draw or paint a picture to show your feelings.</p>	<p>To talk about my time in pre-school and moving into school. Watch Topsy and Tim then in groups talk about the move into school.</p>	<p>To use drawing to express what you have heard. Drawing to a piece of Jazz music outside.</p>
<p>WEEK 5 6.7.26</p>  <p>VETS Sports Day 7th July</p>	<p>Focus Story: Mog and the Vet Reading – 5 key principles Writing – name writing Phonics – Phase 1, Aspect 7 – Oral blending and segmenting</p>	<p>To talk about a visit to the vet Watch Topsy and Tim the sore paw, talk about how to keep our pets healthy.</p>	<p>To record the amounts that you have counted Model different ways of recording eg spots, lines, drawing objects and number formation.</p>	<p>Judaism: To learn about the story of Moses and the Exodus</p>	<p>To balance an egg on a spoon. Model how to carefully balance and walk to the finish line. Talk about how to be supportive and respectful sports person</p>	<p>To talk about a visit to the vet. Watch topsy and tim the sore paw, talk about how to keep our pets healthy.</p>	<p>To draw a self-portrait. Self portraits for the front of school reports.</p>	

<p>WEEK 6 13.7.26</p>  <p>DENTISTS</p>	<p>Focus Story: Dentist Reading – Engage in extended conversations about stories. Writing – name writing Phonics – Phase 1, Aspect 7 – Oral</p>	<p>To talk about a visit to the dentist</p>	<p>To describe 2D & 3D shapes Using shapes to create models, pictures and use in play.</p>	<p>Judaism: To learn about Hannukah and how Jews celebrate this</p>	<p>To work as part of a team and support others. Choose an event and play in teams.</p>		<p>To talk about a visit to the dentist.</p>	<p>To combine materials to make a treat. Making biscuits for our picnic.</p>
---	---	---	--	---	---	--	--	--

COURAGEOUS ADVOCATE

GLOBAL FOCUS