




The Vine Inter-Church Primary School

Handwriting Progression

Early Years Foundation Stage:

Letter formation in EYFS is printed:

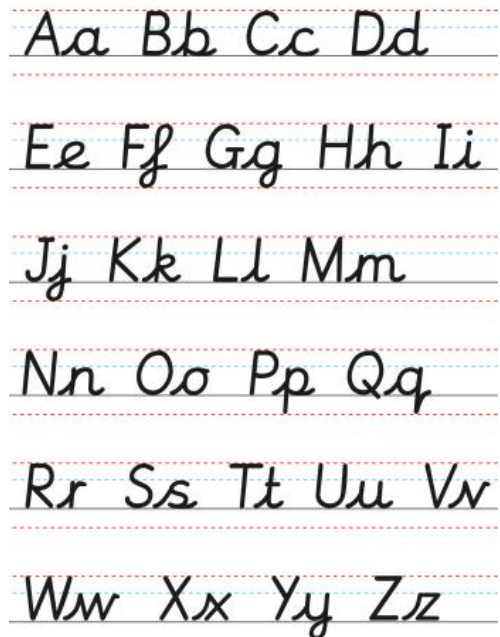
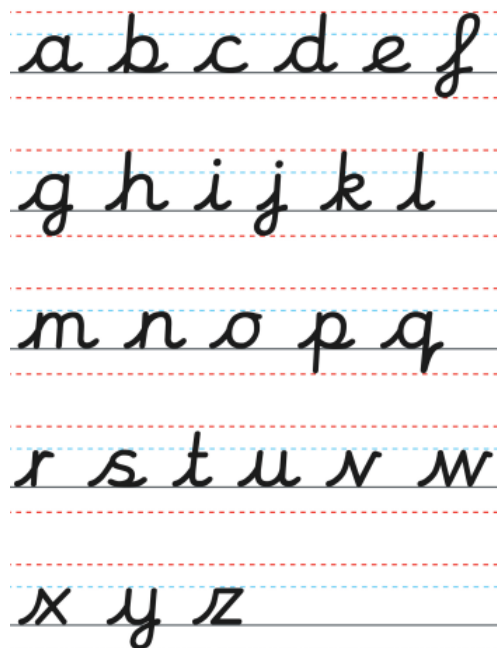


Key Stage 1:

Year 1

By the end of Year 1, children will use pre-cursive handwriting.

Pre-cursive letter formation:



Year 2

By the end of year 2, children will use continuous cursive handwriting.

Continuous cursive letter formation:

abcdefghijklmnopqrstuvwxyz

Diagonal joins: a b c d e f g h i j k l m n p q s t u x y z

Horizontal joins: o r v w

Key Stage 2:

Years 3 & 4

In Years 3 & 4, children will build upon the skills they learnt in KS1 and continue to develop their continuous cursive handwriting with the aim of increasing fluency.

They will focus on increasing the legibility, consistency and quality of their handwriting:

- Ensuring that letters are consistently sized and with equal word spacing
- Ensuring that the downstrokes of letters are parallel and equidistant
- Ensuring that lines of writing are spaced sufficiently so that the ascenders and descenders of letters do not touch

Years 5 & 6

In Years 5 & 6, children will develop the legibility, and fluency of their cursive handwriting whilst focusing on increasing speed.

They will focus on:

- Improving the speed of handwriting to allow creative writing to take precedence over the task of handwriting and be able to take quick notes at a faster pace
- Building stamina to have the strength and mobility to be able to write for longer periods of time without fatigue
- Choosing which shape of a letter to use when given choices and deciding whether or not to join specific letters
- Choosing the writing implement that is best suited for a task
- Understanding what standard of handwriting is appropriate for a particular task e.g. quick notes or a final handwritten version
- Using different styles of handwriting for different purposes e.g. printed or capital letters for posters, notices, headings, labelling and form filling